

MEASLES-RUBELLA



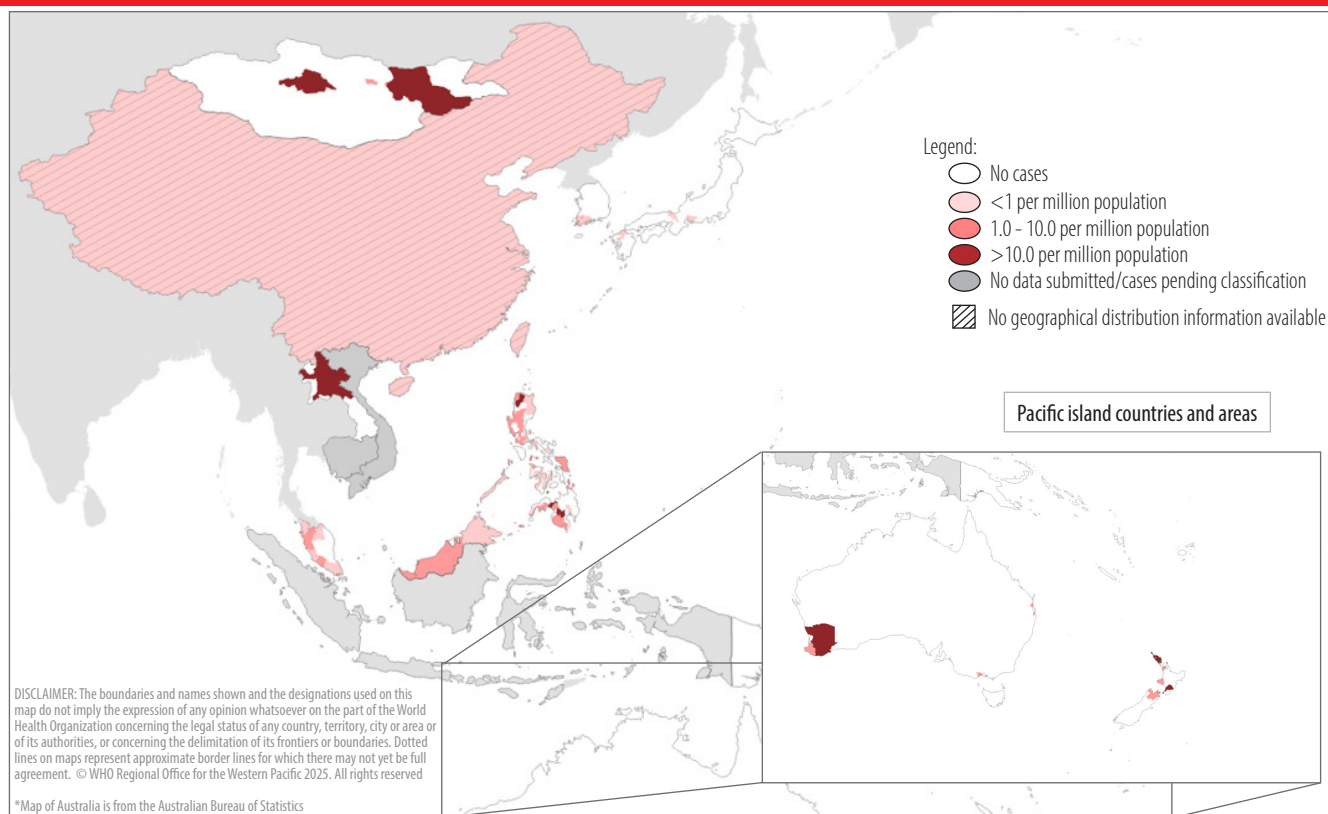
World Health Organization
Western Pacific Region

Volume 19 • Issue 11 • November 2025

ISSN 1814 3601

Bulletin

Figure 1. Incidence rate of measles cases with rash onset 1-31 October 2025, WHO Western Pacific Region



Source: National measles and rubella monthly reports to the Western Pacific Regional Office by 20 November 2025

Table 1. Status of measles elimination and numbers of confirmed¹ and total² measles cases by month of rash onset, August–October 2025, WHO Western Pacific Region

Country/area ³	Year elimination verified	August 2025		September 2025		October 2025		Cumulative total for 2025 ⁴	
		No. of confirmed	Total no. of cases	No. of confirmed	Total no. of cases	No. of confirmed	Total no. of cases	No. of confirmed	Total no. of cases
Australia ⁵	2014	14	14	30	30	12	12	146	146
Brunei Darussalam	2015	0	0	0	0	0	0	0	0
China, Hong Kong SAR	2016	0	0	0	0	0	0	8	8
China, Macao SAR	2014	0	0	0	0	0	0	0	0
Japan	2015	28	28	5	5	3	3	232	232
New Zealand	2017	0	0	5	5	21	21	36	36
Republic of Korea	2014	2	2	3	3	3	3	76	76
Singapore	2018	1	1	0	0	3	3	18	18
Pacific island countries and areas	2025	0	0	0	0	0	0	0	0
Cambodia ⁶	-	-	-	-	-	-	-	3 926	3 926
China	-	51	65	26	39	37	51	1 589	1 630
Indonesia	-	833	998	5	5	-	-	8 320	12 995
Lao People's Democratic Republic	-	478	478	533	533	429	429	2 594	2 594
Malaysia	-	85	104	80	98	32	41	601	821
Mongolia ⁷	-	625	625	161	161	111	111	13 357	13 357
Papua New Guinea	-	0	0	0	0	0	0	0	0
Philippines	-	111	494	102	532	17	192	1249	4 221
Viet Nam ⁸	-	-	-	-	-	-	-	144	151
Western Pacific Region	-	2 228	2 809	950	1 411	668	866	32 296	40 211

¹ No. of confirmed cases includes laboratory confirmed and epi-linked cases

² Total no. of cases includes confirmed cases and clinically compatible cases

³ Within this bulletin, countries are grouped by measles elimination status and listed in an alphabetical order within each group (in Table 5, countries are grouped by rubella elimination status).

⁴ May include cases with unknown month of rash onset and/or partial data for the most recent month

⁵ Reports confirmed cases only

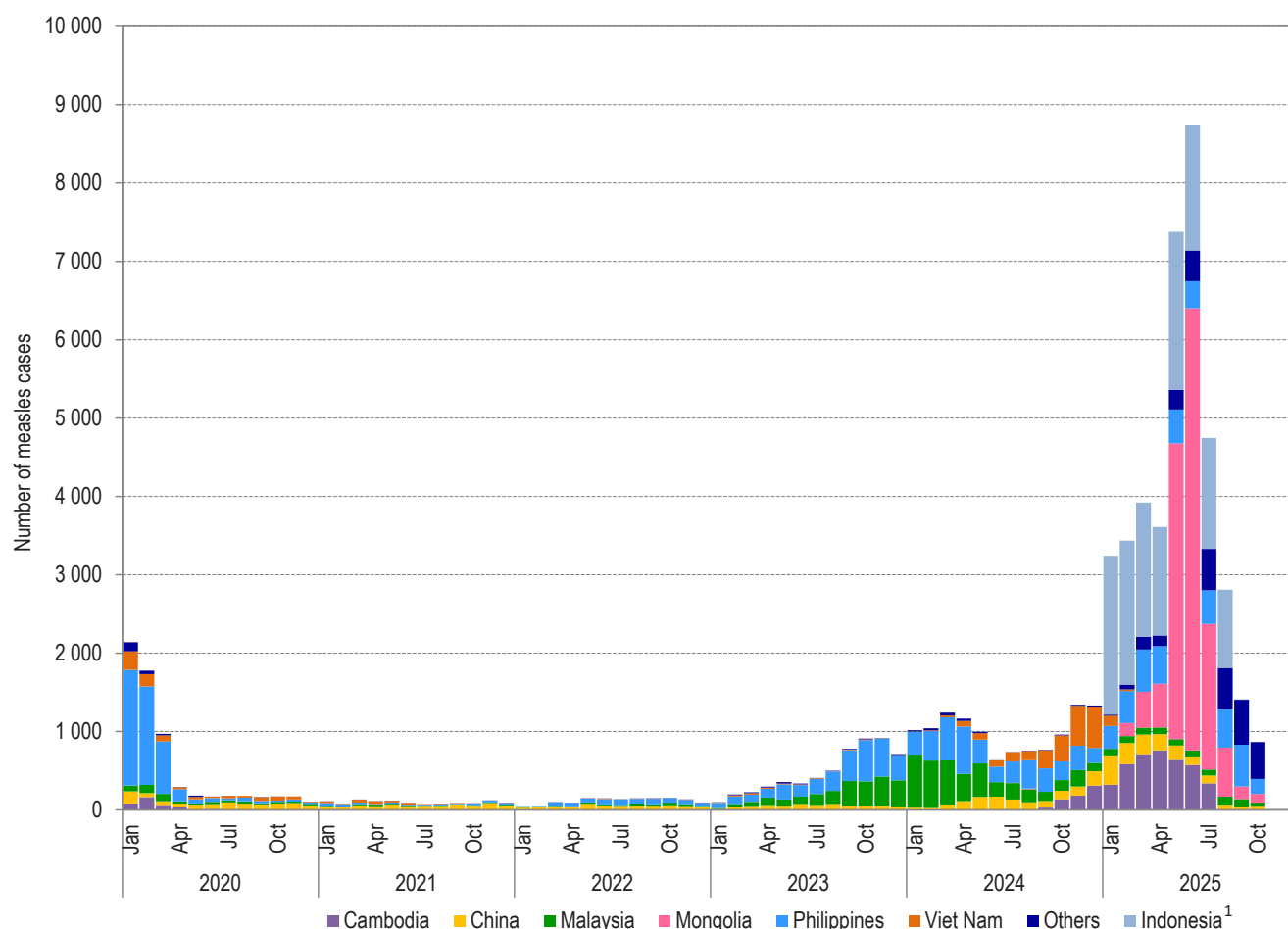
⁶ Classification for 2025 remains provisional and is based solely on laboratory data available to VDI/WPRO. According to the latest VPD Surveillance Bulletin, as of 26 November 2025, a total of 4 473 confirmed measles cases were reported between 1 January and 26 November 2025.

⁷ Reports from Mongolia are based on the latest data available to VDI/WPRO. As per the Measles Situation Report as of 6 November 2025, a total of 13,603 measles cases have been recorded in 2025.

⁸ Reports from Viet Nam are based on the latest data available to VDI/WPRO. According to the [Ministry of Health Portal](#) as of 25 April 2025, a total of 81,691 suspected cases were recorded in 2025.

Source: National measles and rubella monthly reports to the Western Pacific Regional Office by 20 November 2025

Figure 2. Total (confirmed and compatible) measles cases by month of rash onset, WHO Western Pacific Region, 2020–2025



Source: National measles and rubella monthly reports to the Western Pacific Regional Office by 20 November 2025

¹Indonesia was incorporated into the Western Pacific Region reporting framework in 2025. Data from earlier years are not included in this bulletin.

Table 2. Number of confirmed measles cases by source of infection, WHO Western Pacific Region, 2024–2025

Country/Area	2024						2025					
	No. of confirmed cases	Source of infection				% of cases with known source of infection	No. of confirmed cases	Source of infection				% of cases with known source of infection
		Imported	Import-related	Endemic	Unknown/not reported			Imported	Import-related	Endemic	Unknown/not reported	
Australia	57	36	19	0	0	96.5%	146	67	45	0	34	76.7%
Brunei Darussalam	0	0	0	0	0	-	0	-	-	-	-	-
China, Hong Kong SAR	9	6	0	0	3	66.7%	8	2	0	0	6	25.0%
China, Macao SAR	0	0	0	0	0	-	0	-	-	-	-	-
Japan	42	12	18	0	12	71.4%	232	78	23	56	75	67.7%
New Zealand	1	1	0	0	0	100.0%	36	5	9	0	22	38.9%
Republic of Korea	49	18	31	0	0	100.0%	76	54	22	0	0	100.0%
Singapore	12	4	0	0	8	33.3%	18	11	3	0	4	77.8%
Pacific island countries and areas	0	-	-	-	-	-	0	-	-	-	-	-
Cambodia ¹	666	0	0	0	666	0.0%	3 926	0	0	0	3 926	0.0%
China	1 241	0	0	0	1 241	0.0%	1 589	0	0	0	1 589	0.0%
Indonesia	-	-	-	-	-	-	8 320	0	0	0	8 320	0.0%
Lao People's Democratic Republic	1	0	0	0	1	0.0%	2 594	0	0	0	2 594	0.0%
Malaysia	3 456	3	0	3 127	326	90.6%	601	9	0	448	144	76.0%
Mongolia ²	12	0	0	0	12	0.0%	13 357	0	0	0	13 357	0.0%
Papua New Guinea	0	0	0	0	0	-	0	-	-	-	-	-
Philippines	670	11	0	109	550	17.9%	1 249	1	0	240	1 008	19.3%
Viet Nam ³	1 916	0	0	0	1 916	0.0%	144	0	0	0	144	0.0%
Western Pacific Region	8 132	91	68	3 236	4 735	41.7%	32 296	227	102	744	31 223	3.3%

¹ Classification for 2025 remains provisional and is based solely on laboratory data available to VDI/WPRO. According to the latest VPD Surveillance Bulletin, as of 26 November 2025, a total of 4 473 confirmed measles cases were reported between 1 January and 26 November 2025.

² Reports from Mongolia are based on the latest data available to VDI/WPRO. As per the Measles Situation Report as of 6 November 2025, a total of 13,603 measles cases have been recorded in 2025.

³ Reports from Viet Nam are based on the latest data available to VDI/WPRO. According to the Ministry of Health Portal as of 25 April 2025, a total of 81,691 suspected cases were recorded in 2025.

Source: National measles and rubella monthly reports to the Western Pacific Regional Office by 20 November 2025

Blue	No measles cases
Green	≥80%
Yellow	60–79%
Red	<60%

Table 3. Measles case classification and incidence by country and area, WHO Western Pacific Region, 2021–2025

Country/area	2021		2022		2023		2024		2025										
	Total confirmed and clinically compatible ¹	Measles incidence per 1 million pop	Total confirmed and clinically compatible ¹	Measles incidence per 1 million pop	Total confirmed and clinically compatible ¹	Measles incidence per 1 million pop	Total confirmed and clinically compatible ¹	Measles incidence per 1 million pop	Population (in millions) ²	Suspected measles cases	Pending classification	Discarded cases ³	Measles cases					Deaths due to measles	Rash onset of last confirmed measles case
													Clinically compatible	Lab	Epi-linked	Total confirmed and clinically compatible ¹	Annualized measles incidence per 1 million pop		
Australia ³	0	0.0	7	0.3	26	1.0	57	2.1	26.9	NA ³	0	0	0	146	0	146	6.5	0	24-Oct-25
Brunei Darussalam	0	0.0	0	0.0	1	2.2	0	0.0	0.5	24	0	24	0	0	0	0	0.0	0	28-Dec-23
China, Hong Kong SAR	1	0.1	3	0.4	4	0.5	9	1.2	7.8	12	0	4	0	8	0	8	1.2	0	30-Jun-25
China, Macao SAR	0	0.0	0	0.0	0	0.0	0	0.0	0.7	17	0	17	0	0	0	0	0.0	0	6-May-19
Japan	6	0.0	5	0.0	28	0.2	42	0.3	124.0	1 608	9	1 367	0	232	0	232	2.2	0	29-Oct-25
New Zealand	0	0.0	0	0.0	14	2.7	1	0.2	5.0	406	6	364	0	24	12	36	8.6	0	29-Oct-25
Republic of Korea	0	0.0	1	0.0	7	0.1	49	1.0	51.3	953	0	877	0	76	0	76	1.8	0	24-Oct-25
Singapore	1	0.2	6	1.0	11	1.8	12	2.0	6.1	40	0	22	0	18	0	18	3.6	0	14-Oct-25
Pacific island countries and areas	0	0.0	0	0.0	0	0.0	0	0.0	3.6	154	0	154	0	0	0	0	0.0	0	5-Mar-20
Cambodia ⁴	5	0.3	13	0.8	11	0.7	666	37.8	17.8	8 142	3 532	684	0	3 926	0	3 926	264.6	0	18-Apr-25
China	554	0.4	562	0.4	648	0.5	1 272	0.9	1457.9	34 810	767	32 413	41	1 587	2	1 630	1.3	0	31-Oct-25
Indonesia	-	-	-	-	-	-	-	-	285.7	37 886	5 017	19 874	4 675	5 961	2 359	12 995	54.6	0	7-Sep-25
Lao People's Democratic Republic	2	0.3	0	0.0	2	0.3	1	0.1	7.8	3 241	12	635	0	302	2 292	2 594	400.4	4	31-Oct-25
Malaysia	128	3.8	209	6.2	2 002	58.7	3 753	110.5	34.3	7 456	161	6 474	220	544	57	821	28.7	0	27-Oct-25
Mongolia ⁵	0	0.0	0	0.0	0	0.0	12	3.5	3.5	13 789	343	89	0	4 179	9 178	13 357	4561.4	12	31-Oct-25
Papua New Guinea	0	0.0	0	0.0	12	1.2	0	0.0	9.8	17	0	17	0	0	0	0	0.0	0	30-Jun-23
Philippines	218	1.9	589	5.1	2 887	24.8	4 003	34.7	116.8	6 820	0	2 599	2 972	1 249	0	4 221	43.4	4	7-Oct-25
Viet Nam ⁶	163	1.7	27	0.3	103	1.0	2 109	21.0	101.1	1 617	1 439	27	7	144	0	151	1.8	1	7-Feb-25
Western Pacific Region	1 078	0.6	1 422	0.7	5 756	3.0	11 986	6.1	1974.9	116 992	11 286	65 641	7 915	18 396	13 900	40 211	21.3	21	

¹ Includes clinically compatible, laboratory confirmed and epi-linked cases

² United Nations, Department of Economic and Social Affairs, Population Division World Population Prospects 2022 revision

³ Australia reports confirmed cases only

⁴ Classification for 2025 remains provisional and is based solely on laboratory data available to VDI/WPRO. According to the latest VPD Surveillance Bulletin, as of 26 November 2025, a total of 4 473 confirmed measles cases were reported between 1 January and 26 November 2025.

⁵ Reports from Mongolia are based on the latest data available to VDI/WPRO. As per the Measles Situation Report as of 6 November 2025, a total of 13,603 measles cases have been recorded in 2025.

⁶ Reports from Viet Nam are based on the latest data available to VDI/WPRO. According to the [Ministry of Health Portal](#) as of 25 April 2025, a total of 81,691 suspected cases were recorded in 2025.

Source: National measles and rubella monthly reports to the Western Pacific Regional Office by 20 November 2025

Green	<1.0 confirmed measles cases / 1 000 000 population
Yellow	1.0–9.9 confirmed measles cases / 1 000 000 population
Red	10.0–19.9 confirmed measles cases / 1 000 000 population
Dark red	>= 20.0 confirmed measles cases / 1 000 000 population

Table 4. Measles surveillance performance indicators by country and area, WHO Western Pacific Region, 2024–2025

Country/Area	2024				2025			
	Discarded non-measles rate per 100 000 pop	Second level units with ≥ 2 discarded cases per 100 000 pop [annualized] ¹	Suspected cases with adequate investigation	Suspected cases with adequate specimens for laboratory confirmation ²	Annualized discarded non-measles rate per 100 000 pop	Second level units with ≥ 2 discarded cases per 100 000 pop [annualized] ¹	Suspected cases with adequate investigation	Suspected cases with adequate specimens for laboratory confirmation ²
	≥ 2	≥ 80%	≥ 80%	≥ 80%	≥ 2	≥ 80%	≥ 80%	≥ 80%
Australia ³	Insufficient data	Insufficient data	Insufficient data	Insufficient data	Insufficient data	Insufficient data	Insufficient data	Insufficient data
Brunei Darussalam	4.4	Not applicable	100.0%	95.0%	6.3	Not applicable	100.0%	100.0%
China, Hong Kong SAR	0.3	Not applicable	87.9%	87.9%	0.1	Not applicable	100.0%	100.0%
China, Macao SAR	3.5	Not applicable	95.8%	100.0%	2.9	Not applicable	81.3%	100.0%
Japan	0.6	0.0%	Insufficient data	Insufficient data	1.3	12.8%	Insufficient data	Insufficient data
New Zealand	4.7	65.0%	Insufficient data	Insufficient data	8.7	90.0%	Insufficient data	Insufficient data
Republic of Korea	0.9	11.8%	96.9%	95.1%	2.0	35.3%	99.4%	96.9%
Singapore	0.3	Not applicable	92.9%	85.7%	0.4	Not applicable	95.0%	90.0%
Pacific island countries and areas ⁴	6.8	10.0%	90.2%	93.9%	5.1	5.0%	95.5%	94.8%
Cambodia	8.9	88.0%	93.2%	98.3%	4.6	72.0%	96.4%	99.2%
China	2.6	93.5%	99.5%	98.6%	2.7	93.5%	99.5%	98.6%
Indonesia	Not applicable	Not applicable	Not applicable	Not applicable	8.3	71.1%	Insufficient data	68.4%
Lao People's Democratic Republic	4.3	44.4%	6.6%	6.6%	9.8	22.2%	8.5%	11.5%
Malaysia	28.2	100.0%	89.4%	98.1%	22.6	93.3%	93.7%	99.9%
Mongolia	6.2	54.5%	94.7%	98.2%	3.0	27.3%	17.3%	15.7%
Papua New Guinea	0.5	10.0%	Insufficient data	Insufficient data	0.2	0.0%	17.6%	70.6%
Philippines	2.4	44.4%	52.5%	55.6%	2.7	50.0%	54.9%	59.4%
Viet Nam	0.7	15.9%	Insufficient data	49.2%	0.0	1.6%	6.1%	49.7%
Western Pacific Region	2.8	38.9%	80.2%	87.2%	3.5	41.3%	53.7%	78.5%

¹ This indicator is not applicable for countries which have no second-level administrative units

² Adequate specimen defined as blood specimen collected within 28 days of rash onset or other specimen (throat swab, nasopharyngeal swab, cerebrospinal fluid, urine) collected within 5 days of rash onset; excludes epidemiologically-linked cases

³ Reports only confirmed cases

⁴ Surveillance performance indicators refer to all the Pacific island countries and areas as one epidemiological bloc; each country is considered as second level unit

Source: National measles and rubella monthly reports to the Western Pacific Regional Office by 20 November 2025

Green	Reached or surpassed target
Yellow	Nearly reached target: 1.0–1.9 for non-measles suspected case rate; 60.0–79.9% for other indicators
Red	Substantially below target

Table 5. Status of rubella elimination and rubella case classification and incidence by country and area, WHO Western Pacific Region, 2021–2025

Country/area	Year elimination verified	2021		2022		2023		2024		2025								
		Total confirmed and clinically compatible ¹	Rubella incidence per 1 million pop	Total confirmed and clinically compatible ¹	Rubella incidence per 1 million pop	Total confirmed and clinically compatible ¹	Rubella incidence per 1 million pop	Total confirmed and clinically compatible ¹	Rubella incidence per 1 million pop	Population (in millions) ²	Investigated for rubella	Pending classification	Discarded cases ³	Rubella cases				
														Clinically compatible	Lab	Epi-linked	Total confirmed and clinically compatible ¹	Annualized rubella incidence per 1 million pop
Australia ³	2018	-	-	-	-	-	-	-	-	26.9	-	-	-	-	-	-	-	-
Brunei Darussalam	2018	0	0.0	0	0.0	0	0.0	0	0.0	0.5	24	0	24	0	0	0	0	0.0
China, Hong Kong SAR	2021	2	0.3	1	0.1	1	0.1	0	0.0	7.8	5	0	4	0	1	0	1	0.2
China, Macao SAR	2018	0	0.0	0	0.0	0	0.0	0	0.0	0.7	17	0	17	0	0	0	0	0.0
Japan	2025	11	0.1	15	0.1	12	0.1	8	0.1	124.0	450	3	435	2	10	0	12	0.1
New Zealand	2017	0	0.0	-	-	-	-	-	-	5.0	0	-	-	-	-	-	-	-
Republic of Korea	2017	0	0.0	0	0.0	0	0.0	0	0.0	51.3	962	0	962	0	0	0	0	0.0
Singapore	2022	0	0.0	7	1.2	3	0.5	1	0.2	6.1	6	0	6	0	0	0	0	0.0
Pacific island countries and areas	2025	4	1.2	0	0.0	0	0.0	0	0.0	3.6	154	0	154	0	0	0	0	0.0
Cambodia	-	10	0.6	18	1.1	21	1.2	11	0.6	17.8	1 783	0	1 783	0	0	0	0	0.0
China	-	845	0.6	824	0.6	540	0.4	367	0.3	1 457.9	34 810	767	33 735	41	267	0	308	0.3
Indonesia	-	-	-	-	-	-	-	-	-	285.7	37 886	5 017	32 167	0	702	0	702	2.9
Lao People's Democratic Republic	-	3	0.4	0	0.0	1	0.1	1	0.1	7.8	3 240	1	3 219	0	19	1	20	3.1
Malaysia	-	97	2.9	89	2.6	74	2.2	84	2.5	34.3	7 554	161	7 321	0	0	72	72	2.5
Mongolia	-	0	0.0	1	0.3	1	0.3	0	0.0	3.5	13 756	344	13 412	0	0	0	0	0.0
Papua New Guinea	-	0	0.0	3	0.3	2	0.2	0	0.0	9.8	0	-	-	-	-	-	-	-
Philippines	-	36	0.3	55	0.5	96	0.8	54	0.5	116.8	6 820	0	6 712	0	108	0	108	1.1
Viet Nam	-	38	0.4	29	0.3	56	0.6	55	0.5	101.1	82	1	81	0	0	0	0	0.0
Western Pacific Region	-	1 046	0.5	1 042	0.5	807	0.4	626	0.3	1 974.9	107 549	6 294	100 032	43	1 107	73	1 223	0.6

¹ Includes clinically compatible, laboratory confirmed and epi-linked confirmed cases

² United Nations, Department of Economic and Social Affairs, Population Division World Population Prospects 2022 revision

Source: National measles and rubella monthly reports to the Western Pacific Regional Office by 20 November 2025

Green	<1.0 confirmed rubella cases / 1 000 000 population
Yellow	1.0–9.9 confirmed rubella cases / 1 000 000 population
Red	>= 10.0 confirmed rubella cases / 1 000 000 population
Gray	No data

Table 6. Measles and rubella laboratory testing, WHO Western Pacific Region, 2025

Country/Area	Laboratory	Measles and rubella			Measles													Rubella				
					Serology								Virus detection					No. of cases with positive laboratory results ²	Serum and blood (includes DBS)			
		Total number of samples received	Total number of samples tested	Total number of cases tested	Samples tested for measles IgM	Measles IgM (+)		Measles IgM equiv		Blood		% of samples with results ≤4 days ¹	Measles Virus isolation/ detection (swab, urine and others)		Measles Reverse Transcription- Polymerase Chain Reaction		Samples tested for rubella IgM		Rubella IgM (+)		Rubella IgM equiv	
						No.	No.	%	No.	%	No. received		No. (+)	No. of samples tested	No. of isolates	No. of samples tested			No. (+)	No.	No.	%
Australia	VIDRL	85	85	64	16	12	75%	0	0%	0	-	100%	12	5	69	67	60	0	-	-	-	-
Brunei Darussalam	DLS	26	25	25	25	0	0%	0	0%	0	-	100%	0	-	0	-	0	25	1	4%	0	0%
China, Hong Kong SAR	PHLC	435	435	293	231	8	3%	0	0%	0	-	97%	0	-	179	17	19	104	1	1%	1	1%
China, Macao SAR	PHL	65	65	62	62	0	0%	1	2%	0	-	98%	0	-	7	0	0	62	1	2%	0	0%
Japan	NIID	2 777	2 590	1 544	262	61	23%	85	32%	0	-	-	9	9	1 307	221	234	52	11	21%	30	58%
New Zealand	CHL	151	151	148	6	1	17%	0	0%	0	-	80%	0	-	145	26	27	5	0	0%	0	0%
Republic of Korea	KCDC	1 415	1 415	985	376	61	16%	13	3%	0	-	99%	0	-	967	94	116	128	32	25%	3	2%
Singapore	NPHL	50	50	47	8	6	75%	0	0%	0	-	100%	13	2	48	19	22	8	1	13%	0	0%
Fiji	Fiji CDC	166	166	159	117	9	8%	2	2%	0	-	-	0	-	14	0	9	106	6	6%	0	0%
Cambodia	NIPH	7 389	7 389	7 389	7 389	3 926	53%	0	0%	0	0	98%	0	-	0	-	3 926	7 277	57	1%	0	0%
China	CCDC	-	-	-	-	-	-	-	-	-	-	-	-	-	-	-	-	-	-	-	-	-
Indonesia	-	35 033	35 033	35 033	35 033	9 396	27%	684	2%	0	-	82%	0	-	0	-	9 396	25 760	695	3%	152	1%
Lao People's Democratic Republic	NCLE	481	481	481	479	254	53%	14	3%	-	-	94%	0	-	0	-	254	479	17	4%	10	2%
Malaysia	NPHL	16 062	16 062	8 498	9 027	1 168	13%	255	3%	0	-	99%	25	14	9 564	208	1 192	8 380	364	4%	26	0%
Mongolia	NCCD	4 502	4 502	4 502	925	441	48%	31	3%	0	-	100%	0	-	3 577	3 519	3 824	364	1	0%	0	0%
Papua New Guinea	CPHL	17	17	17	17	0	-	0	-	0	-	92%	0	-	0	-	0	17	0	-	0	-
Philippines national lab	RITM	3 761	3 761	3 761	2 546	883	35%	60	2%	22	7	95%	1 708	0	1 729	584	1 243	1 683	91	5%	22	1%
Philippines subnational labs	-	2 721	2 721	2 720	2 658	688	26%	33	1%	58	4	98%	-	-	-	-	692	2 024	66	3%	11	1%
Viet Nam national lab (Northern)	NIHE	-	-	-	-	-	-	-	-	-	-	-	-	-	-	-	-	-	-	-	-	-
Viet Nam national lab (Southern)	PI	-	-	-	-	-	-	-	-	-	-	-	-	-	-	-	-	-	-	-	-	-
Viet Nam subnational lab (Central)	PI	-	-	-	-	-	-	-	-	-	-	-	-	-	-	-	-	-	-	-	-	-
Viet Nam subnational lab (Highland)	IHE	-	-	-	-	-	-	-	-	-	-	-	-	-	-	-	-	-	-	-	-	-
Total		75 136	74 948	65 728	59 177	16 914	29%	1 178	2%	80	11	88%	1 767	30	17 606	4 755	21 014	46 474	1 344	3%	255	1%

"-" No data

¹ Percent of serology samples with results ≤4 days should be ≥80%

² Summary of laboratory test results only. Numbers of confirmed measles and rubella cases are presented in Tables 1, 2, 3, and 5

Source: National measles and rubella monthly laboratory reports to the Western Pacific Regional Office by 20 November 2025

Figure 3. Measles genotype distribution of cases with rash onset in 2024 and 2025, WHO Western Pacific Region

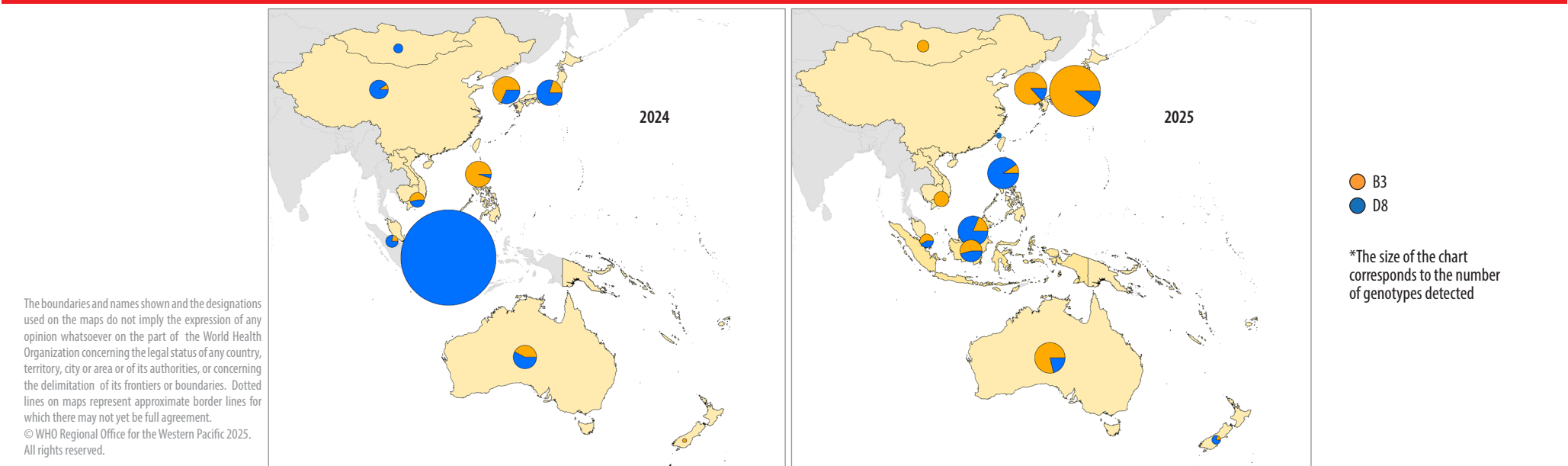


Table 7. Measles genotype distribution of cases with rash onset in January–December 2025, WHO Western Pacific Region

Country/Area	No. of genotypes detected in 2024				2025																																															
					Jan				Feb				Mar				Apr				May				Jun				Jul				Aug				Sep				Oct				Nov				Dec			
	B3	D8	D9	H1	B3	D8	D9	H1	B3	D8	D9	H1	B3	D8	D9	H1	B3	D8	D9	H1	B3	D8	D9	H1	B3	D8	D9	H1	B3	D8	D9	H1	B3	D8	D9	H1	B3	D8	D9	H1	B3	D8	D9	H1								
Australia	17	20			7	1			9				13				9	8			6				3							1			1	3																
Brunei Darussalam		0																																																		
China, Hong Kong SAR	3	5							1												1				4				1																							
China, Macao SAR																																																				
Japan	8	31			2	1			10	1			35	6			34	3			18	3			27	1			11				14	1			2				1											
New Zealand	1	0																			1									2							2															
Republic of Korea	30	14			2				5	1			22	1			16	3			8	1			3				1	3			1			2	1			4												
Singapore	2	7							1				2	1			1				2	1				1			1	1			1						2	1												
Pacific island countries and areas																																																				
Cambodia	34																																																			
China	2	19																																																		
Indonesia	1	19							1	2			3				5				3	2			1				1	6			18	10			5															
Lao People's Democratic Republic																																																				
Malaysia	1	560							19				5				7	4			1	1			1	5			5			8			3	3																
Mongolia		5											6				3																																			
Papua New Guinea																																																				
Philippines	38	2			5	22			1	30				6																																						
Viet Nam	7	6							8				3				4																																			

Source: MeaNS and measles and rubella monthly laboratory reports to the Western Pacific Regional Office by 20 November 2025
No rubella cases were genotyped in 2024 and 2025

Table 8. Completeness and timeliness of reporting, WHO Western Pacific Region, 2024–2025¹

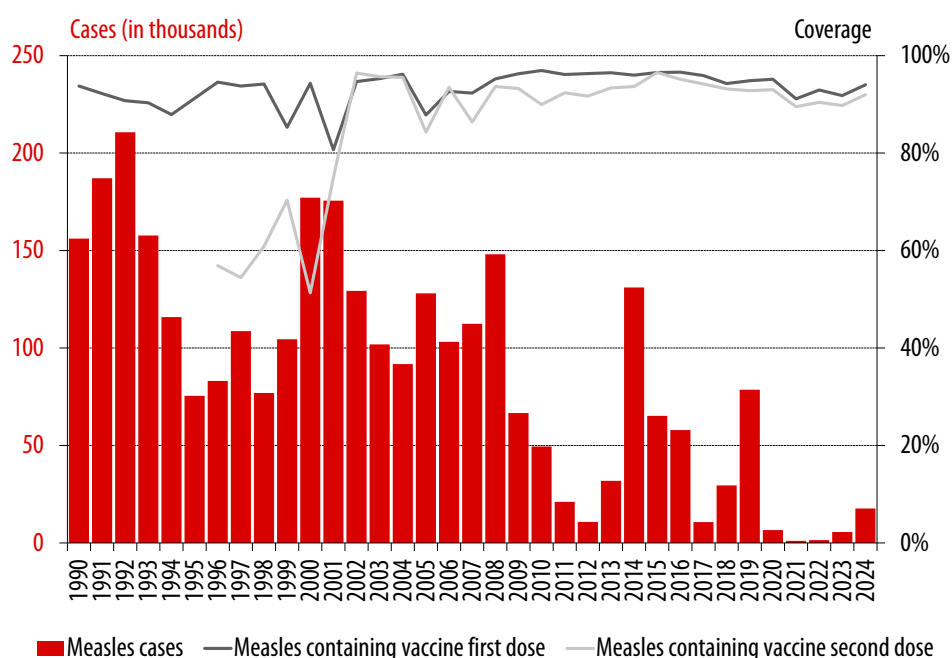
Country/area	Epidemiologic surveillance				Laboratory surveillance			
	2024		2025		2024		2025	
	Completeness ²	Timeliness ³	Completeness ²	Timeliness ³	Completeness ²	Timeliness ³	Completeness ²	Timeliness ³
Australia	100%	100%	100%	100%	100%	92%	100%	100%
Brunei Darussalam	92%	92%	100%	90%	83%	83%	80%	70%
China, Hong Kong SAR	100%	100%	100%	100%	100%	100%	100%	100%
China, Macao SAR	100%	100%	100%	100%	100%	100%	100%	100%
Japan	100%	100%	100%	100%	100%	100%	100%	100%
New Zealand	100%	100%	100%	100%	100%	100%	100%	100%
Republic of Korea	100%	100%	100%	100%	100%	92%	100%	100%
Singapore	100%	100%	100%	100%	100%	100%	100%	100%
Pacific island countries and areas	100%	100%	100%	100%	100%	100%	100%	100%
Cambodia	100%	100%	100%	100%	100%	100%	100%	100%
China	100%	100%	100%	100%	100%	100%	100%	100%
Indonesia	-	-	100%	75%	-	-	100%	75%
Lao People's Democratic Republic	100%	100%	100%	100%	100%	100%	100%	100%
Malaysia	100%	100%	100%	100%	100%	100%	100%	100%
Mongolia	100%	100%	100%	100%	100%	100%	100%	100%
Papua New Guinea	92%	92%	100%	100%	83%	83%	100%	100%
Philippines	75%	67%	80%	50%	100%	100%	100%	100%
Viet Nam	100%	100%	40%	40%	100%	100%	40%	40%
Western Pacific Region	98%	97%	95%	93%	98%	98%	90%	86%

¹ National measles and rubella surveillance and laboratory monthly reports to the Western Pacific Regional Office by 10 November 2025

² Completeness is defined as the total number of reports WHO received by the end of the reporting month divided by the number of expected reports for the year

³ Monthly reports should be submitted by the 10th (or the next working day) of the following month; Pacific island countries and areas and China may report by the 15th (or the next working day) of the following month

Figure 4. Measles cases and immunization coverage, Western Pacific Region, 1990–2024



Source: WHO-UNICEF Electronic Joint Reporting Form

**Vaccine-Preventable Diseases and Immunization
Regional Office for the Western Pacific
World Health Organization**

P.O. Box 2932, 1000 Manila, Philippines
Tel. No. (63 2) 85288001

Fax No. (63 2) 85211036, 85260279

Please send your comments and monthly data before the 10th of the month to: WPROEPIdata@who.int

More detailed information available in the
Regional and country profile of measles elimination